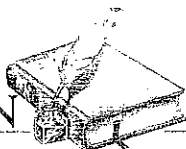


## Entrance Exam Preparation - Fourth Grade

Expected time for testing: 1 ½ - 2 hours

Subject	Assessment Content	Approx. Time															
<b>Math</b>	<p>Mastery of addition and subtraction, and knowledge of multiplication (in combinations of 10 x 10) fact tests (two minutes for each test):</p> <p>Eg:</p> <table border="1" style="margin-left: auto; margin-right: auto;"> <tr> <td style="padding: 5px;"><math>4 + 4 =</math></td> <td style="padding: 5px;"><math>7 + 3 =</math></td> <td style="padding: 5px;"><math>8 + 6 =</math></td> <td style="padding: 5px;"><math>3 + 9 =</math></td> <td style="padding: 5px;"><math>1 + 8 =</math></td> </tr> <tr> <td style="padding: 5px;"><math>16 - 9 =</math></td> <td style="padding: 5px;"><math>8 - 6 =</math></td> <td style="padding: 5px;"><math>18 - 9 =</math></td> <td style="padding: 5px;"><math>7 - 4 =</math></td> <td style="padding: 5px;"><math>5 - 0 =</math></td> </tr> <tr> <td style="padding: 5px;"><math>4 \times 10 =</math></td> <td style="padding: 5px;"><math>8 \times 6 =</math></td> <td style="padding: 5px;"><math>10 \times 3 =</math></td> <td style="padding: 5px;"><math>8 \times 9 =</math></td> <td style="padding: 5px;"><math>0 \times 1 =</math></td> </tr> </table>	$4 + 4 =$	$7 + 3 =$	$8 + 6 =$	$3 + 9 =$	$1 + 8 =$	$16 - 9 =$	$8 - 6 =$	$18 - 9 =$	$7 - 4 =$	$5 - 0 =$	$4 \times 10 =$	$8 \times 6 =$	$10 \times 3 =$	$8 \times 9 =$	$0 \times 1 =$	<p>10 minutes</p>
	$4 + 4 =$	$7 + 3 =$	$8 + 6 =$	$3 + 9 =$	$1 + 8 =$												
$16 - 9 =$	$8 - 6 =$	$18 - 9 =$	$7 - 4 =$	$5 - 0 =$													
$4 \times 10 =$	$8 \times 6 =$	$10 \times 3 =$	$8 \times 9 =$	$0 \times 1 =$													
<p>Math Concepts test: Double-digit addition and subtraction, fractions, measuring in centimeters, number patterns, reading a clock face</p>	<p>20 minutes</p>																
<b>Reading &amp; Comprehension</b>	<p>Reading and comprehension (3 tests, 3 minutes per story): Read 3 short stories and answer questions in multiple-choice format</p>	<p>10 minutes</p>															
<b>Spelling</b>	<p>30+ word spelling test</p>	<p>15 minutes</p>															
<b>Grammar</b>	<p>Grammar test: Identify nouns, pronouns, verbs, adjectives, simple predicate and direct objects of a sentence. Write words alphabetically.</p>	<p>20 minutes</p>															
<b>Writing</b>	<p>Composition: Student is required to write a paragraph or more in cursive on a topic of his/her choice.</p>	<p>10 minutes</p>															



**AMERICAN HERITAGE**  
SCHOOL & FAMILY EDUCATION CENTER

**Intake Academic Assessment Summary**

Student Name \_\_\_\_\_ Age \_\_\_\_\_ Grade Level (Current) \_\_\_\_\_ Date \_\_\_\_\_

Teacher Conducting Assessment \_\_\_\_\_ Administrative Reviewer \_\_\_\_\_

<i>Subject Assessed</i>	<i>Time Allocation</i>	<i>Score</i>	<i>Notes</i>
Math Facts			
Addition			
Subtraction			
Multiplication			
Division			
Math Concepts			
Reading Comprehension			
Word Decoding			
Spelling			
Orthography			
Composition			

Recommendations: \_\_\_\_\_

\_\_\_\_\_

\_\_\_\_\_

\_\_\_\_\_

Note to Parents: The results of this Intake Academic Assessment are based upon performance standards and expectations of American Heritage School students for the age or grade level indicated above. This assessment is intended to measure current performance only and is used as one of various considerations in the School's intake process to make admission and grade level placement decisions. Thank you for your interest in American Heritage School. Our mission is to serve you in developing the hearts, minds, and bodies of your children as we strive together to magnify the divine potential of students and families.

# Entrance Exam Preparation

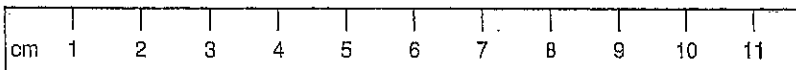
## Sample Math Concepts Test – Fourth Grade

Please show your work.

1. Michael had 36 marbles in one bag, 80 marbles in a second bag, and 12 marbles in a third bag. How many marbles does Michael have all together? Please write a number sentence (eg  $22 + 50 + 15 = 87$  marbles)

2. A bike costs seventy-four dollars. Grace has saved 23 dollars. How much more money does she need to save?

3. How long is this popsicle stick?

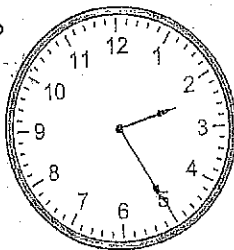


4. Draw a rectangle. Divide it into four equal pieces, and shade  $\frac{1}{4}$  of it.

5. Fill the missing numbers in this sequence:

32, \_\_\_\_\_, \_\_\_\_\_, 20, 16, \_\_\_\_\_, \_\_\_\_\_, ...

6. What time is shown on this clock?



7.  $890 - 560 =$

8.      28      71  
      + 32      - 12

9.      781  
      + 262

10.    54  
      - ?  
      28

11.     $9 + 7 + 2 + 8 + 7 + 1 + 2 + 5 + 3 + 0 = \underline{\hspace{2cm}}$

34

Carol let her parakeet out of its cage every day. She had taught her cat not to touch it. One morning as the bird was picking up crumbs from the carpet, the cat suddenly seized it and jumped with it onto the table.

At first Carol was afraid her bird would be killed, but there was no need to fear. A strange cat had come into the room through the slightly open door.

When the strange cat had been driven out, Carol's cat came down from the table. The cat gently dropped the bird without having hurt it at all.

1. The cat jumped onto a   Ⓐ chair   Ⓑ door   Ⓒ couch   Ⓓ table
2. Carol's cat had been trained not to touch the   Ⓐ bird  
   Ⓑ crumbs   Ⓒ carpet   Ⓓ door
3. The door had been left   Ⓐ slightly open   Ⓑ shut   Ⓒ locked  
   Ⓓ wide open
4. The bird was   Ⓐ killed   Ⓑ hurt   Ⓒ saved   Ⓓ scratched
5. What strange animal came into the house?   Ⓐ a dog   Ⓑ a rat  
   Ⓒ a cat   Ⓓ a chicken
6. The cat seized the bird as it was picking up   Ⓐ crumbs  
   Ⓑ meat   Ⓒ bird seed   Ⓓ grain
7. Carol let the bird out every   Ⓐ night   Ⓑ day   Ⓒ afternoon  
   Ⓓ week
8. Carol was alarmed for her bird's   Ⓐ return   Ⓑ feathers  
   Ⓒ safety   Ⓓ beak

No. right	1	2	3	4	5	6	7	8
G score	1.6	1.9	2.4	2.8	3.7	4.4	5.4	6.5

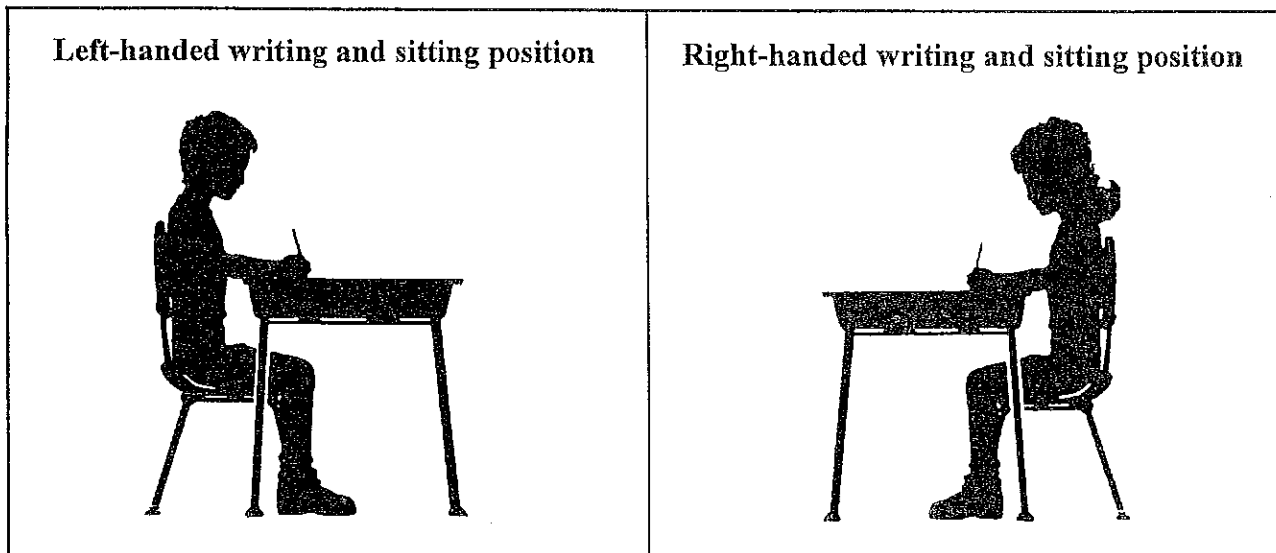
1. **Improper and uncomfortable seating arrangements** in classrooms probably cause a large number of inattention and hyperactivity problems. The chair should be *ergonomically* correct to support the child's back and general posture. Schools should give as much attention to the physical needs of children in a classroom as large corporations do for their employees. This is for productivity, comfort and safety.



2. **Though sitting and lounging about on the floor, or in beanbag chairs, bathtubs, etc.,** has become quite popular in some classrooms, we do not think it affords the comfort or physical ease needed for accurate writing and spelling. The sketches below show correct seating for this method to work as prescribed.

**B. Prepare to teach letter strokes beginning in the next section.**

1. **Have students clear all materials from the desk top** except name tag, dotted-line paper and a No. 2, six-sided, black lead pencil.
2. **Desks are already adjusted for proper height for each student's feet to be flat on the floor,** spines straight against the back rest, head held high and arm position as shown in the pictures below for left and right-handed students.
  - a. **A student's head should not be allowed to fall forward** because this causes strain on the back and neck muscles.
  - b. **Both arms should rest comfortably on the desk;** elbows should be just off the edge.
  - c. **The body should not touch the front edge of the desk.** This causes a tendency to lean on the desk, which places strain on the neck and shoulder muscles.



Name: \_\_\_\_\_

Date: \_\_\_\_\_

Orthography

Directions: Trace and repeat the patterns below.

llll \_\_\_\_\_ eeee \_\_\_\_\_

<sup>2'</sup><sup>2'</sup><sup>2'</sup><sup>2'</sup>iiii \_\_\_\_\_ oooo \_\_\_\_\_

rrr \_\_\_\_\_ sss \_\_\_\_\_

mmmm \_\_\_\_\_

Directions: Copy the letters in the space provided.

A \_\_\_\_\_ B \_\_\_\_\_ C \_\_\_\_\_ D \_\_\_\_\_ E \_\_\_\_\_

F \_\_\_\_\_ G \_\_\_\_\_ H \_\_\_\_\_ I \_\_\_\_\_ J \_\_\_\_\_

K \_\_\_\_\_ L \_\_\_\_\_ M \_\_\_\_\_ N \_\_\_\_\_ O \_\_\_\_\_

P \_\_\_\_\_ Q \_\_\_\_\_ R \_\_\_\_\_ S \_\_\_\_\_ T \_\_\_\_\_

U \_\_\_\_\_ V \_\_\_\_\_ W \_\_\_\_\_ X \_\_\_\_\_

Y \_\_\_\_\_ Z \_\_\_\_\_

a \_\_\_\_\_ b \_\_\_\_\_ c \_\_\_\_\_ d \_\_\_\_\_ e \_\_\_\_\_

f \_\_\_\_\_ g \_\_\_\_\_ h \_\_\_\_\_ <sup>2'</sup>i \_\_\_\_\_ <sup>2'</sup>j \_\_\_\_\_

k \_\_\_\_\_ l \_\_\_\_\_ m \_\_\_\_\_ n \_\_\_\_\_ o \_\_\_\_\_

p \_\_\_\_\_ q \_\_\_\_\_ r \_\_\_\_\_ s \_\_\_\_\_ <sup>2'</sup>t \_\_\_\_\_

Orthography Practice

Directions: Trace and repeat the patterns below.

llll \_\_\_\_\_

eeee \_\_\_\_\_

<sup>2'</sup> <sup>2'</sup> <sup>2'</sup> <sup>2'</sup>  
nnnn \_\_\_\_\_

mmmm \_\_\_\_\_

oooo \_\_\_\_\_

rrrr \_\_\_\_\_

ssss \_\_\_\_\_

Directions: Copy the letters in the space provided.

a \_\_\_\_\_ b \_\_\_\_\_ c \_\_\_\_\_ d \_\_\_\_\_ e \_\_\_\_\_

f \_\_\_\_\_ g \_\_\_\_\_ h \_\_\_\_\_ <sup>2'</sup>i \_\_\_\_\_ <sup>2'</sup>j \_\_\_\_\_

k \_\_\_\_\_ l \_\_\_\_\_ m \_\_\_\_\_ n \_\_\_\_\_

o \_\_\_\_\_ p \_\_\_\_\_ q \_\_\_\_\_ r \_\_\_\_\_ s \_\_\_\_\_

<sup>2'</sup>t \_\_\_\_\_ u \_\_\_\_\_ v \_\_\_\_\_ w \_\_\_\_\_

<sup>2'</sup>x \_\_\_\_\_ y \_\_\_\_\_ z \_\_\_\_\_



# Practice Sheet

A a

B b

C c

D d

E e

F f

G g

H h

I i

J j

K k

L l

M m

N n

O o

P p

Q q

R r

S s

T t

U u

V v

W w

X x

Y y

Z z

w \_\_\_\_\_ w \_\_\_\_\_ w \_\_\_\_\_ w<sup>2</sup> \_\_\_\_\_

ny \_\_\_\_\_ z \_\_\_\_\_

Directions: Copy the following quote on the lines provided. The prophet Heber J. Grant was fond of this saying.

"That which we persist in doing becomes easier for us to do, not that the nature of the thing itself is changed, but our power to do is increased."

- Ralph Waldo Emerson